


The
Gigabyte Gazette

The Monthly Newsletter
of the
Sun City Summerlin
Computer Club

NOVEMBER 2012

Table of Contents

President’s Message	1
Issue Contributors	2
Submissions Welcome.....	2
SCSCC Board of Directors Actions.....	2
General Membership and Business Meeting.....	3
Welcome New Members	3
November 2012 Calendars	3
Members Helping Members.....	4
Special Interest Groups	6
Kaffee Klatches	8
November 2012 Classes	9
November 2012 Seminars.....	11
Digital Photography Column	13
Kretchmar’s Korner	14
November Lab Monitor Schedule	16



President's Message

by George Lobue

Dear computer club friends,

It feels like we are heading into our Sun City winter. Time for long pants and jackets. The cooler weather usually means more time to spend on our computers and now we must add smart phones, pads and tablets.

Between now and the coming holidays many of the kids are gifting these new devices to encourage moms, dads and grandparents to get with the electronic age. Your computer club board is working hard to upgrade classes and seminars to include phones and pads. We hope that those of you that are knowledgeable about TEXTING, PICTURE TAKING, VIDEO MAKING, FINGER TOUCH SCREENS and just making old fashion phone calls on smart phones and pads will volunteer to teach others.

Using phones and pads to get on the INTERNET, SETUP FAMILY FACE BOOK and READ BOOKS and MAGAZINES on your new devices also could use members helping members. Board members Tom Burt and Howard Verne are the Club's education committee. Call them or me to volunteer to share your experience with others and we will all learn together.

A special thanks to Kathy Kirby for offering to manage the scheduling of coaches and greeters for our club events. Chris Kimber has offered to take over the preparation and setup of refreshments for our monthly meetings freeing up Kathy for her new activities.

As a small token of our appreciation to all of our volunteers and the terrific work they do for our club we are having a volunteer's dinner in November. Remember we can always use more help to keep doing all that we do.

In November we will announce the nomination of officers and board members for 2013.

We welcome hearing from any of you who would like to join our computer club management team. The pay may be small but the benefits and friendships are many.

Hope to see many of you at our monthly meeting at 7 PM on Thursday, November 1st at Dessert Vista.

Remember to put our December 6th holiday meeting on your calendars.

Stay happy and healthy!

George Lobue, President

256-0822 globue1@juno.com

Issue Contributors

Irene Burt	Tom Burt	Tammy Collins
Stu Gershon	David Kretchmar	George Lobue
Pat Lemay	Millie Taylor	Howard Verne

Submissions Welcome

We are always looking for new information to share with the club. If you have computer information you would like to share with members of the club via our “Members Helping Members” section of the Gigabyte Gazette, send your articles to Tom Burt at tomburt89134@cox.net. Thank you to everyone for your contributions.

SCSCC Board of Directors Actions

The Computer Club Board of Directors took the following actions on October 10, 2012

Edith Einhorn made a motion that the minutes of the September 12, 2012 Board of Director’s Meeting be approved as submitted. The motion was seconded by Ed Barkin and unanimously approved by the Board.

Ed Barkin made a motion to spend up to \$1500 for the purchase of a new 1080p resolution projector for the classroom. The motion was seconded by Howard Verne and unanimously approved by the Board.

General Membership and Business Meeting

The November General Meeting will be held at **7 PM on Thursday, November 1st** at Desert Vista. Our guest speaker will be Lauren Stokes from the Clark County Library, discussing how to download e-books from the on-line library.

The Nominating Committee will present its slate of candidates for the 2013 Board and accept nominations from the floor. Voting will occur at the December 6th Business Meeting. Come join us for this informational presentation, refreshments and fellowship.

Welcome New Members

The following new members have joined the Computer Club since September 27th:

Eko Bambino
Pat Bertrand
Kalma Bishop
Renee Dunckel
Soledad Garcia
Stan Green

Bertha Hall
Dora Kac
Edward Kac
James Mcmanmon
Elizabeth Rayme

November 2012 Calendars

To view the November classroom and lab calendars, click the following hyperlink:

http://www.scs-cc.com/Calendars/scscc_calendar_2012-nov.pdf

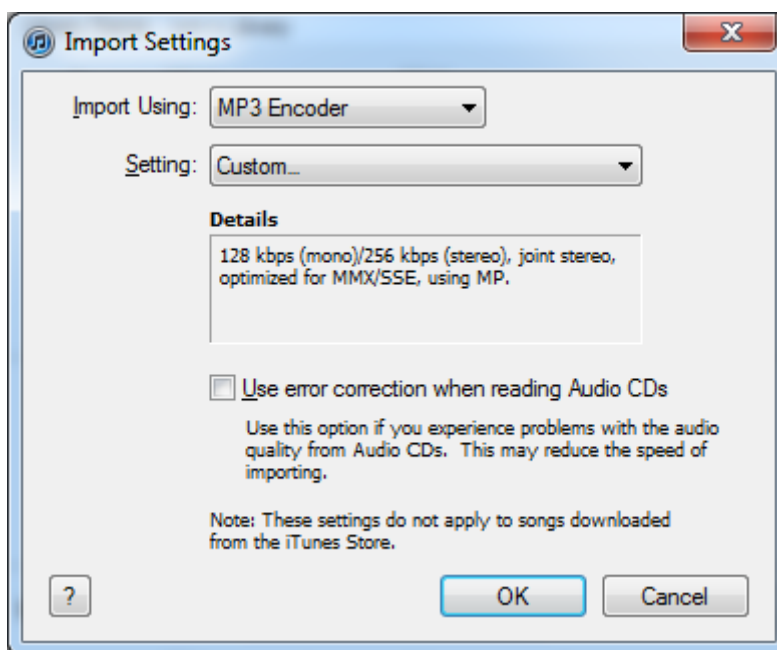
Members Helping Members

“Members Helping Members” is a column that includes computing tips that our members find useful and that they would like to share with their fellow SCSCC members. Please email your tips to the GG Editor, Tom Burt, at: tomburt89134@cox.net with the title “GG: Members Helping Members”.

How to “Rip” a Music CD to MP3 Format

More and more, our seniors carry some form of handheld device – a smart phone, a tablet or perhaps a music player. All of these are able to store and play digital music files. Also, many of our seniors have extensive collections of their favorite music on audio CD discs. Here’s a quick step by step tutorial on how to convert the music on a CD to a set of digital music files in the widely used MP3 format. Once the music is in the MP3 format, it is easy to copy it from your Windows or Mac PC to your hand-held device.

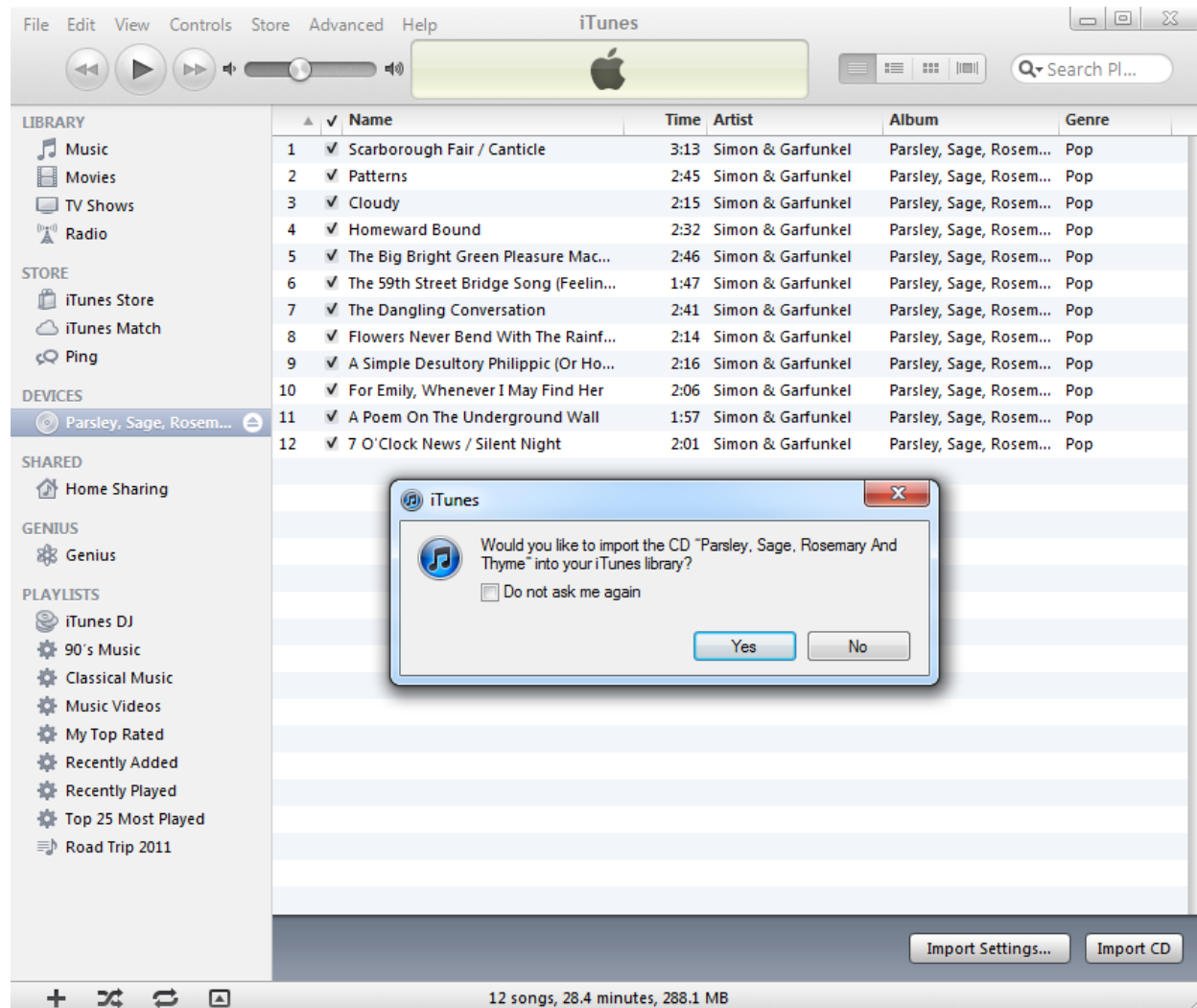
For our tutorial, we’ll use the iTunes program from Apple Computer. It’s a free download at: <http://www.apple.com/itunes/download/> and is available for Windows and Mac PCs. The website download page will automatically determine which version you need. Just click the “Download” button. Once iTunes is installed, start it up. Click the Edit > Preferences menu to bring up the Preferences dialog. Click the “General” button on the tool bar and then click the “Import Settings” button. That will display the following dialog:



Make sure you have selected the MP3 encoder. For the bit rate setting, select 256 kbps, then click OK.

Next click the “Advanced” button on the tool bar. Change the iTunes Media folder location to your preferred folder on your hard drive. For Windows users, this will normally be “My Music”.

With these settings, you are ready to actually “rip” your audio CD. Insert the CD into your PC’s CD / DVD drive. iTunes will detect the insertion of the CD and display the CD’s song list, retrieved from the Internet’s Gracenote CD database.



iTunes will also display a small dialog offering to import the CD. Just click the “Yes” button to start the import. iTunes will import each song as an MP3 file and place it in a sub-folder within in your designated iTunes media folder (e.g. “My Music”). The imported songs will also be added to the iTunes Music Library, so that you can easily play them on your PC.

The import process will normally complete within a few minutes. And that’s it!

Next month we’ll look at how to copy the imported MP3 files to your hand-held device.

Tom Burt

Special Interest Groups

Special Interest Groups (SIGs) provide a forum for general discussion on a specific computer related subject. Admission to all SIGs is on a first-come, first-seated basis and is subject to the maximum allowed by fire code regulations. All of the following meetings are held in the Classroom <W> or <M> or <H> indicate whether a SIG would be of interest to a Windows, Macintosh or Hand-held Device (i-thing or Android) user.

Android Devices Q&A Group <H>

3rd Wednesday, 1 p.m.

Jack Spargo and Pat Lemay

This group isn't quite ready to declare itself a SIG, but meets monthly. It serves as your forum for learning about and discussing Android-based phones, tablets and e-Reader devices. This group is for Android hand-held device users of all experience levels.

Digital Media <W>

3rd Thursday, 9:00 a.m.

Tom Burt (341-7095)

The Digital Media SIG provides a forum for members interested in all aspects of computer-based digital sound and video to meet, discuss, and learn more about the topic. The SIG's target audience is intermediate to advanced digital media users, but all members are welcome.

Genealogy <W>

2nd Thursday, 10:00 a.m.

Karen Ristic (749-6489)

Genealogy is one of America's most popular and rewarding hobbies. Come; let us help you find your ancestors on the Internet. We will explore helpful, free, sites and assist you in building your family tree.

GMail and Other Google Programs <W/M>

1st Thursday, 10:00 a.m.

Pat Lemay (254-1499)

Pat has adapted her popular Gmail seminar to become a regular monthly SIG. All members are welcome. This is your place to learn about all things Google.

Hardware <W >

Every Tuesday, 1:00 p.m. to 4:00 p.m.

Chuck Wolff (233-6634), *George Lobue (256-0822)*

This SIG provides **CLUB MEMBERS ONLY** with no cost assistance for those having upgrades and / or problems with their computers. Bring in only your PC tower and your problems. Our TECH team will give you our best effort. Be sure to mark your cables so you can re-connect when you get home.

iPad SIG <iPod, iPhone, iPad>

4th Thursday, 10 a.m.

Zane Clark (562-3684)

This SIG will be your forum for learning about and discussing the Apple iPhone, iPod and iPad tablet devices. It's for Apple hand-held device owners of all experience levels.

Macintosh Users' Group <M/H>

2nd and 4th Tuesday, 6:30 p.m.

Ed Barkin (243-6597) and Rose Mary D'Aloisio (255-2813)

This SIG is for Macintosh users of all experience levels. We will have Q&A, so bring your questions and/or problems.

Photoshop <W>

2nd and 4th Wednesdays, 6:30 p.m.

Zoltan Steiner (256-1161)

This SIG will provide you with an overview of many of the basic elements found in both Adobe Photoshop and Adobe Photoshop Elements, two extraordinary photo retouching, image editing, and color painting software programs. The Adobe Photoshop programs offer the tools to get professional-quality results. If you wish to enhance your photographs, this SIG will be most helpful and of great value. This SIG's target audience is intermediate to advanced digital imaging users, but all members are welcome.

Picasa <W>

2nd or 3rd Mondays, 1:00 p.m. (Meets October through April)

Stu Gershon (255-3309)

Stu will be conducting this SIG as a monthly workshop, using Picasa 3 as the tool for organizing and editing digital photos. This SIG's target audience is beginner to intermediate digital photography users, but all members are welcome.

Kaffee Klatches

Kaffee Klatches provide a forum for general discussion on all computer-related subjects. Admission to all Kaffee Klatches is on a first-come, first-seated basis and is subject to the maximum allowed by fire code regulations. All of the following meetings are held in the Classroom.

Beginners Kaffee Klatch <W/M>

Every Saturday, 9:00 a.m.

Bill Wilkinson (233-4977)

If you are a novice or near-beginner computer user, or if you just want some refresher information together with a refreshing cup of coffee, then jump-start or recharge your computing knowledge by attending the BKK sessions. At each session, attendees will explore from one to four topics of particular interest to beginners and near-beginners. The topics are always announced a couple of days in advance via e-mail to SCSCC members who have subscribed to the club's message board. Each topic is presented in a step-by-step manner and is supported by "how to" notes that can be easily and conveniently downloaded from the BKK web page. Following each "up front" presentation of one or more topics (approximately 60 minutes in duration), an informal open-ended Question and Answer period takes place for those who wish to participate, listen, reflect, or inquire.

Kaffee Klatch <W/M/H>

Every Tuesday, 8:30 a.m.

Sandy Mintz (838-2525)

This KK is for all users from beginning to advanced. The KK discussions are not restricted to any one subject, computer platform or computer-knowledge level but should be computer or technology related. We will try to answer your questions, help you keep your systems updated and provide some useful "tips and tricks." If you have a tip or information you would like to share, we encourage you to bring it in and share since the SCSCC is built on "neighbor helping neighbor." The fellowship is great, the coffee is good, and the education received from the KK attendees is priceless. Stop by on Tuesday morning and have a cup of coffee with us.

November 2012 Classes

Because there are a limited number of computer stations available for hands-on participation, pre-registration is necessary for all classes. See individual class descriptions for details on how to register.

BOOT CAMP CLASSES

November 12, 13, 15, 19 And 20



Lead instructor: Bill Wilkinson

If you know of friends in the Sun City Summerlin community who may be interested in taking this class (see below for course description), would you let them know that this program is available?

Boot Camp Course Description:

Boot Camp is an introductory course designed for residents who are new to computing and/or the Microsoft Windows operating system. It also serves as an excellent review for intermediate users who want to fill some gaps in their computer knowledge.

This hands-on class has a limited enrollment of 12 with each participant working at an individual computer station in the Computer Lab. A multi-member team of lead instructor and three coaches will provide step-by-step instruction that will include demonstrations, guided practice and individual coaching assistance.

Participants will be introduced to the basic vocabulary and concepts necessary to establish an understanding of Windows. They will be instructed in practical techniques for managing and organizing their own data files, will be introduced to important strategies for working successfully with word processing documents, email, and the Internet, and will learn how to read and write data from and to a portable flash drive. Those participants who own a digital camera will be invited to actively participate in a hands-on experience of copying photos from their camera to their provided thumb drive, utilizing their newly acquired skills of file management.

Boot Camp Registration Details:

To seek additional information or to register for the class, please telephone

Bill Wilkinson at: 233-4977.

He will register you for the NOVEMBER class and collect the course fee by mail.

Prerequisites: Must be a 2012 Club member (\$5 membership dues; or pay \$10 for dues to carry membership through to the end of 2013) and own a computer with the Microsoft WINDOWS XP, WINDOWS VISTA, or WINDOWS 7 operating system installed.

Course Fee: Fifteen dollars (\$15.00); materials include a 148-page participant's manual specifically written for Sun City Summerlin residents, and a portable flash drive. Personal checks or money orders made out to SCSCC are preferred.



Windows 7 Basics

Introduction to Windows 7

Wednesday, November 28th, at 1PM

Instructor: Howard Verne

Location: Computer Lab

This session is a basic survey of Microsoft's Windows 7 Operating System and is intended to give members who have recently purchased a new computer with Windows 7 installed or those who have upgraded to Windows 7, a way to jump start their knowledge of Microsoft's newest OS. This is your chance to get *hands on* instruction on Windows 7!

Prerequisite computer skills required to attend this course:

- Ability to use a mouse to open/close/minimize windows
- Ability to start a program (such as Internet Explorer)
- Basic understanding of files and folders

This hands-on class has a limited enrollment of 12 with each participant working at an individual computer station. A multi-member team of lead instructor and coaches will provide step-by-step instruction that will include demonstrations, guided practice and individual coaching assistance. There is no fee for this class.

Handout: Can be found at <http://www.scs-cc.com/smnr/Win7Basic.pdf>. Please print it out and bring it to class.

Registration: to register, send an email with your first and last name, association number, and the words "WINDOWS 7 BASICS" in the body of your message to hverne@yahoo.com. *If, within 24 hours, you do not get a reply from Howard, please contact him at 363-5337.*

November 2012 Seminars

For Computer Club seminars, there is no requirement for advanced registration unless explicitly stated. Seating is first-come, first-seated.



How to Buy A Digital Camera

Monday, November 5 at 1PM

Presenter: Stu Gershon

Location: SCSCC Classroom

The holidays are coming and the technology is changing. Find out what's new and where to buy it!

Handout: <http://digitaldoonline.com/How%20To%20Buy%20A%20Digital%20Camera.htm>



Digital Camera Workshop

Monday, November 12 at 1PM

Presenter: Stu Gershon

Location: SCSCC Classroom

Learn how to work your digital camera and see if it does what you want.

Handout: <http://digitaldoonline.com/Yourcamera.htm>



Investment Resources on the Internet

Wednesday, November 28th at 9 AM

Presenter: Tom Burt

Location: SCSCC Classroom

It's important that seniors follow and manage their investment portfolios. The Internet provides a wealth of helpful information for doing this.

This 2 1/2 hour seminar will feature a discussion and a walk-through of a series of interesting web-sites to illustrate the many resources you can tap into to invest wisely and profitably and to follow how your investments are doing. We'll include a demo of tracking your investments using the Yahoo Finance portfolio tracker. Our fall session will look at some key fundamental ratios that will help you evaluate dividend-paying stocks. The seminar will include a bio-break and lots of opportunities for Q&A.

The target audience is club members who are moderately comfortable with surfing the Internet, who understand basics of investing and who want to improve their own skills in managing their investments. However, all members are welcome! The presentation handout is available at:

http://www.scsc.com/smnr/investment_resources_on_internet.pdf



Adobe Photoshop Elements Sampler

Monday, November 26th at 1 PM

Presenter: Stu Gershon

Location: SCSCC Classroom

Join Stu in exploring the many features of the Adobe Photoshop Elements 10 photo editing program.

REMEMBER: You're invited to bring your equipment (Laptops or Cameras) so that you can have that "hands on" experience!



Digital Photography Column

by
Stu Gershon

Preserving Memories

I have a friend in New York who recently went on a “trip of a lifetime” to northern California. These folks had scrimped and saved for many years so that they could go on this trip. I even helped them plan part of it (since I have been in all fifty states TWICE). During the planning I asked them if they had a camera or cell phone to record their memories. They didn’t so I lent them one of my simplest and least expensive cameras.

They came back and gave me the camera and I made them a simple slide show DVD to preserve memories. For weeks after the trip, they raved about their experience and were so grateful that they now had a permanent memory of this exciting and memorable experience.

I am writing this column to remind you that taking photos of experience is the only way to preserve your memories. Taking vacation or special occasion photos is easy, not complicated, and, in today’s world, is not very expensive.

You can purchase a modest digital camera for just about \$100 and once you buy the flash memory card, you never have to purchase film again. Processing these memories can be done in a number of ways, from bringing the card to Wal-Mart or some other place and paying about \$.20 for each print, to coming to one of the many classes our Computer Club offers and learn how to do it with your computer. There are basic programs (Picasa which is free) to intermediate programs (like Adobe Photoshop Elements) or the most advanced of the program (Adobe Creative Suite). All three levels have SIG’s (Special Interest Groups) which meet once each month.

As we get older, our memories become more cherished and it’s really a shame if you allow these opportunities to pass you by. We can even help you (in some cases) with editing photos taken with your cell phone. Please join me and others in preserving your memories.

Stuart Gershon, “The Digital Doctor”, has given over 500 presentations at 66 different venues in Nassau and Suffolk counties on Long Island, in Oak Park, IL and Las Vegas, NV. His website is: www.DigitalDocOnline.com. Email Stu at: stugershon@gmail.com.

Kretchmar's Korner

By David Kretchmar, Computer Hardware Tech

Who's Afraid of Windows 8?

Whether we like it or not, Windows 8 is here, and soon all new computers will come with the Windows 8 operating system. For at least a few months some manufacturers will offer an option of Windows 7 on new machines, but I think this would be a bad choice for most users. Some of us are still lamenting the end of Windows XP, but most who have moved on to Windows 7 see it as a much more secure and better functioning operating system. The same can be said for Windows 8.

From Microsoft's perspective Windows 8 is a step forward that they needed to compete with the tablets, especially the iPad, that have been steadily eroding Microsoft's dominance of the computer world. As you might have heard, Microsoft is coming out with its own tablet, the 10" Surface. That's why Windows 8 seems to be a tablet interface pasted over the Windows 7 operating system. Microsoft's goal is to have a similar interface on all their devices.

Most users will be using Windows 8 on their standard desktop computers and monitors or notebook computers – and they will work just fine. Although Windows 8 has the capacity to use touchscreen input, your old keyboard and mouse will work just as well or better, and you won't be putting finger prints on your monitor.

For those of us who were finally coping with the transition from XP to Windows 7, the additional learning curve required is going to give some (hopefully temporary) frustration. As with Windows 7, a number of instructional videos on Windows 8 have been and will be posted on YouTube.

Over the next few weeks Hardware Sig Techs will be dedicating part of our Tuesday afternoon resources to helping club members install and understand the Windows 8 upgrade that has been offered for \$15 to buyers of new computers for the past few months.

Our computer club Techs and instructors have been working to become familiar with the pre-releases of Windows 8, and I have to admit there were occasions at the beginning when I became so frustrated I had to walk away from my computer. But I stuck with it, and am becoming increasingly comfortable with Windows 8. I especially like the quickness in Windows 8 that seemed to be lacking in Windows 7. Windows 8 is FAST!

I'm going to share just a few concepts that might help ease you into Windows 8.

The user interface of Windows 8 looks more like a tablet; "live tiles" take you to different programs and functions. Navigating seems a lot different at first, but think of this as one big Start menu. If you get lost just move your cursor *past* the bottom left of your monitor and click, and the original tiled interface will be restored.

If you have a program (also called App) represented by a tile on your interface you don't want it there, simply right click on it and click on unpin from Start, unpin from Taskbar (on your desktop), or uninstall the program.

To get the more familiar looking desktop that look much like Windows 7 just click on the desktop tile or press the Windows and D keys in combination. One big difference you'll notice is there is no Start button on the tiles or desktop.

The functions of the old Start button can be accessed by moving your cursor *past* the upper or lower right hand corners of your monitor. Clicking on the Settings icon will reveal several functions, including the Power button that can be used to turn off or restart your system.

November Lab Monitor Schedule

Mary Hedin Susie Scott	Saturday November 3, 2012
Millie Taylor Carol Przybyclen	Monday November 5, 2012
Leo Jarzomb Rebecca Kinn	Wednesday November 7, 2012
Fred Cohen Jim Enlow	Saturday November 10, 2012
Enid Hopkins Blanche York	Monday November 12, 2012
Jan Edwards Tom Brennan	Wednesday November 14, 2012
John Zuzich Raymond Pun	Saturday November 17, 2012
Marti Hamilton Marilyn Halvorson	Monday November 19, 2012
John Pollet Opal Smith	Wednesday November, 21, 2012
Don Pickell John Zuzich	Saturday November 24, 2012
Lowana Mannelin Marilyn Gramms	Monday November 26, 2012
Brian Cunningham Tammy Collins	Wednesday November 28, 2012