

**Sun City Summerlin Computer Club
Seminar**

**Getting More From
Your Amazon Fire TV**

**Tom Burt
August 2021**

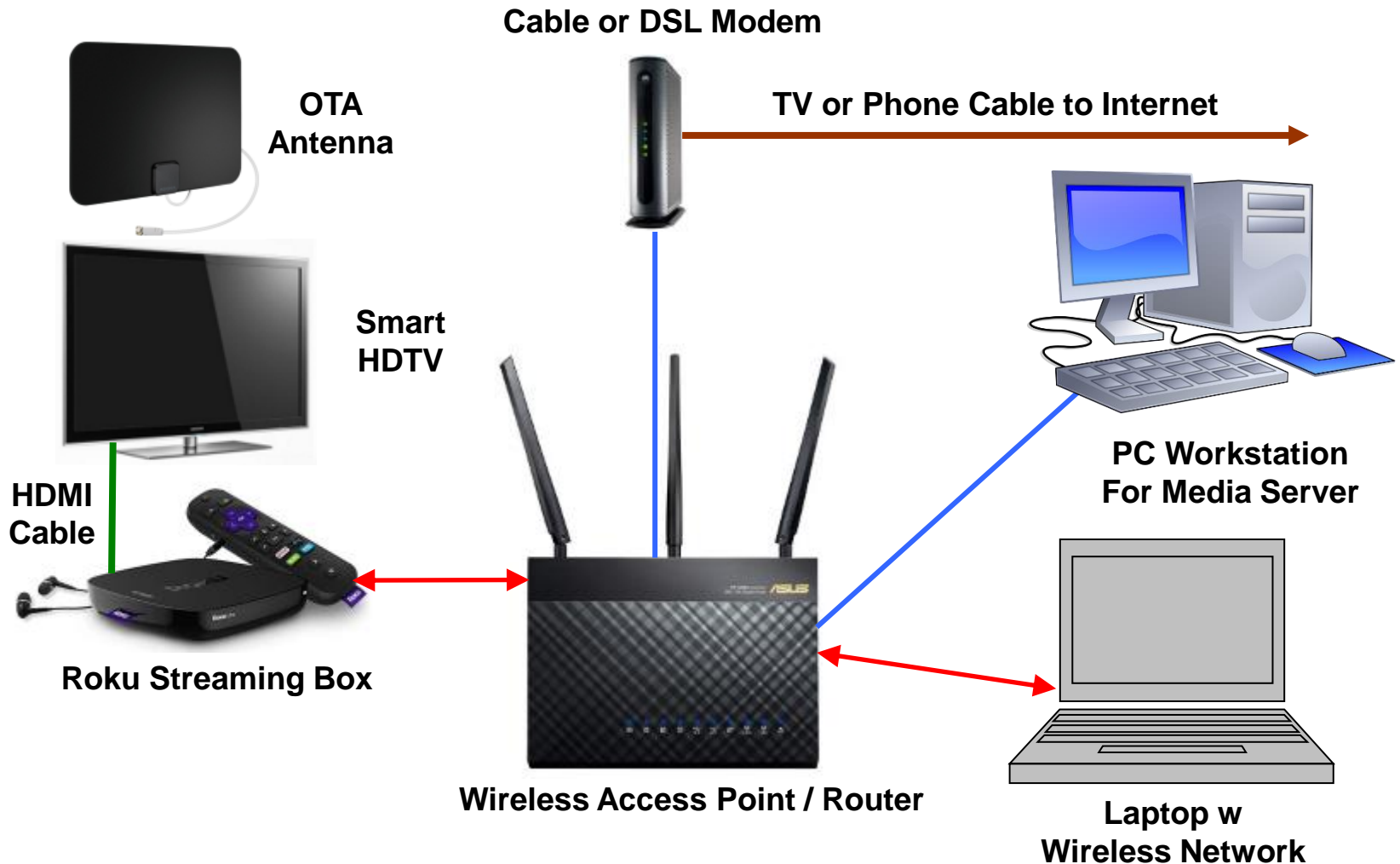
Agenda

- **What is Streaming**
- **Smart TV Devices**
- **Popular Streaming Services and Apps**
- **The Amazon Fire TV Family**
- **A Tour of Amazon's Prime Video**

What is Streaming

- **Being able to get entertainment, news and other TV programming *without* using a cable TV or satellite TV service.**
 - Instead you use a **high-speed Internet** connection, possibly combined with over-the-air broadcast TV.
 - May include subscriptions to “video on demand” streaming services like NetFlix, Hulu, Disney TV+ or Amazon Prime.
 - Trade-off is that you don’t see most programming the day it first airs (*but see Sling TV, YouTube TV, AT&T TV Now*).
 - Idea is that your total cost is *less* while keeping access to *most* of the programming you enjoy.
 - Also opens access to lots of original programming you can’t get from traditional cable channels.

Typical Cord-Cutting Setup



Smart TV Devices

- **Smart HDTVs**
 - Most new major brands now include Smart Apps built in
- **Internet Smart TV boxes & Sticks**
 - Amazon Fire TV & Fire Stick
 - Roku & Roku Stick
 - Apple TV
 - Sony PlayStation
 - Dlink Boxee Box
 - Google ChromeCast
- **Useful if you do not have a *late model* “smart” HDTV**
- **Some allow you to wirelessly “cast” the screen of a PC, tablet or smartphone to your HDTV**

Estimated Cost Break-Down

Example: Basic “Cut the Cord” Package (Assumes a “Smart” 1080P HDTV)

- **Cox Essential Internet Service (50 Mb)** **\$40.00 / mo**
 - Includes web surfing, e-mail, streaming
- **Over the air roof antenna ~\$300 installed** **\$ 5.00 / mo**
 - Based on 5-year life; gets all local channels
- **Amazon Prime** **\$10.00 / mo**
 - free Amazon shipping, video on demand
- **Netflix (HD, 2 streams)** **\$11.00 / mo**
 - Vast archive of movies and TV programs + original programming
- **Internet + TV Monthly Total ... \$66.00 / mo**

Paid & Free Internet Streaming (1)

- Many “Smart” HDTVs now have built-in wireless (and wired) connections to your home network router.
- “Dumb” HDTVs need a HDMI feed from a PC, BD player or streaming device to a HDMI port on the HDTV.
- [Suppose.tv](#) - Compares channel lineups for various services
- <https://www.wsj.com/articles/cord-cutters-beware-streaming-tv-prices-are-marching-higher-1536943821>

Paid & Free Internet Streaming (2)

- **Popular Services – many with free trials:**
 - **Amazon Prime** - <https://www.amazon.com/Prime-Video/b?node=2676882011>
 - **NetFlix** - <https://www.netflix.com>
 - **Hulu** - <https://www.hulu.com/welcome>
 - **Vudu** - <https://www.vudu.com> – Rentals – some free with ads
 - **YouTube TV** - <https://tv.youtube.com/welcome/> - Has local channels
 - **Google Play** - <https://play.google.com/store>
 - **SlingTV** - <https://www.sling.com>
 - **AT&T TV Now** - <https://www.attvnow.com> – Has local channels
 - **Disney TV+** - <https://preview.disneyplus.com>
 - **Apple TV+** - <https://www.apple.com/apple-tv-plus/>
 - **Also many TV network websites.**

Paid & Free Internet Streaming (3)

- Free Streaming Channels (Movies & TV series with Ads)
- Most have apps for Smart TVs, Roku, Amazon Fire TV.
- You can also view content via your web browser.
 - [Pluto TV](#)
 - [The Roku Channel](#) (requires a Roku device and account)
 - [Amazon Prime Video](#) (requires an Amazon Prime account)
 - [Stirr](#)
 - [Tubi](#)
 - [XUMO](#)
 - [Crackle](#)
 - [Hoopla](#)
 - [YouTube](#)
 - [Fawesome.TV](#) (Free and Awesome TV)
 - [NewsON](#)

Paid & Free Internet Streaming (4)

- **Las Vegas Clark County Library District:** www.lvccld.com
Free Media Services – Register with your Library card number.
 - **Acorn TV**
 - Acorn TV offers unlimited streaming of world-class mysteries, dramas, and comedies from Britain and beyond, including a full slate of original and exclusive programming.
 - **Great Courses**
 - Start your journey of lifelong learning taught by the top 1% of university professors and experts from the Ivy League and other renowned schools and institutions.
 - **Hoopla**
 - Hoopla is a digital media service that allows you to borrow movies, music, audiobooks, ebooks, comics and TV shows to enjoy on your computer, tablet, or phone – and even your TV!
 - **Kanopy**
 - *Kanopy* is an award-winning video streaming service providing access to more than 30,000 independent and documentary films.
 - **Kanopy Kids**
 - *Kanopy Kids* highlights films and TV series that inspire and inform, helping children develop empathy, mindfulness, and self-esteem through entertaining and educational videos.

Amazon's Fire TV Devices (1)

- <https://www.amazon.com/b?node=8521791011>
- All models feature voice search
- Fire TV Stick 3rd generation
 - Faster, features a nicer remote
- Fire TV Stick Lite
 - Basic model, least expensive, adequate for most
- Fire TV Stick 4K
 - Supports 4K, HDR, multi-channel sound
- Fire TV Cube 4K – Includes speaker and mic for Alexa
 - Supports 4K, HDR, multi-channel sound

Configuring Fire TV Settings (1)

- **With your TV remote, select the Fire TV HDMI input source**
- **Press the Home button on the Fire TV remote**
- **With your Fire TV remote, navigate to and select Settings**
- **If first time, you may need to register your Fire TV**
 - **Go to Settings > My Account**
 - **Probably unnecessary if you bought directly from Amazon**
 - **Also go to Settings > My Account to de-register**

Configuring Fire TV Settings (2)



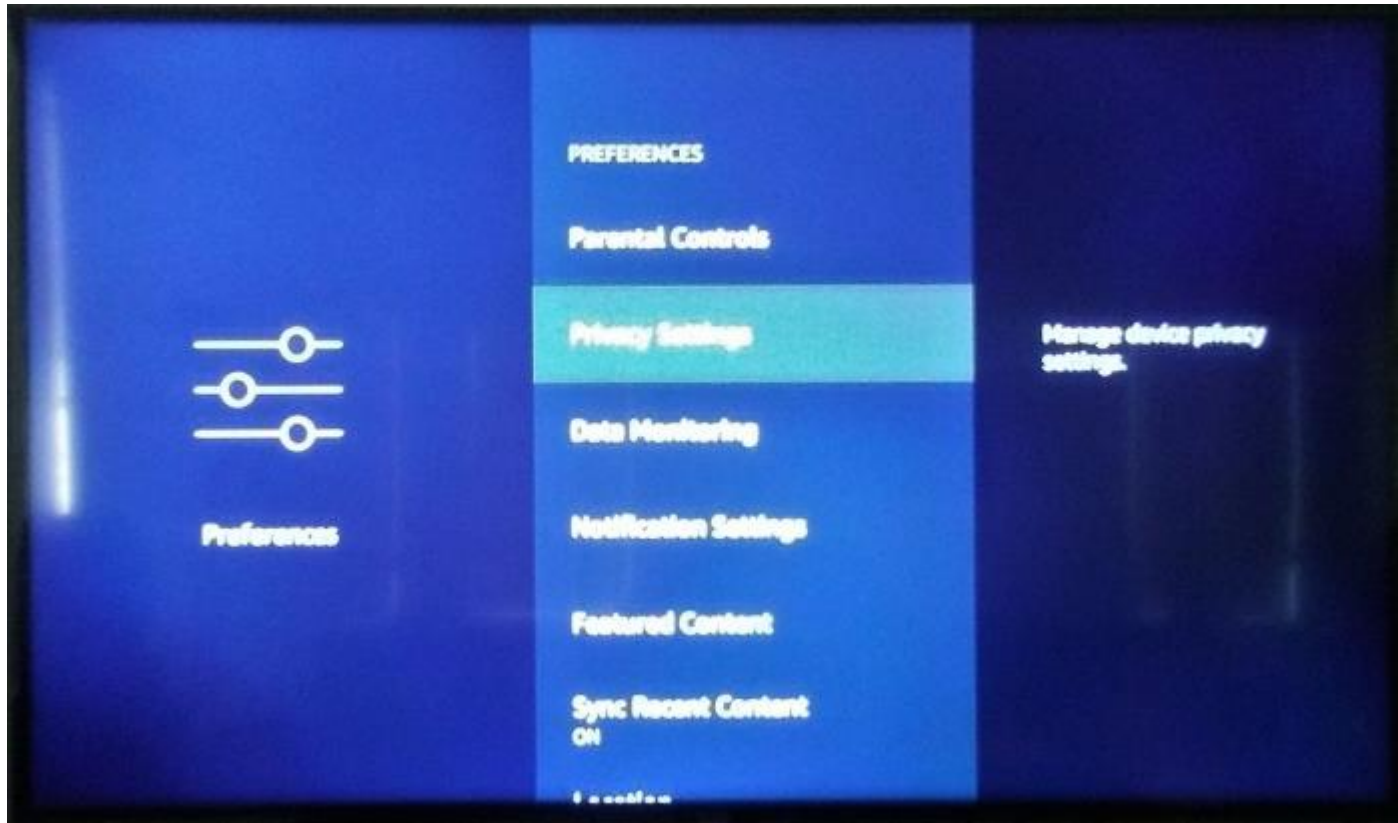
Fire TV Main Settings Screen

Configuring Fire TV Settings (3)



Fire TV Network Connection Screen

Configuring Fire TV Settings (4)



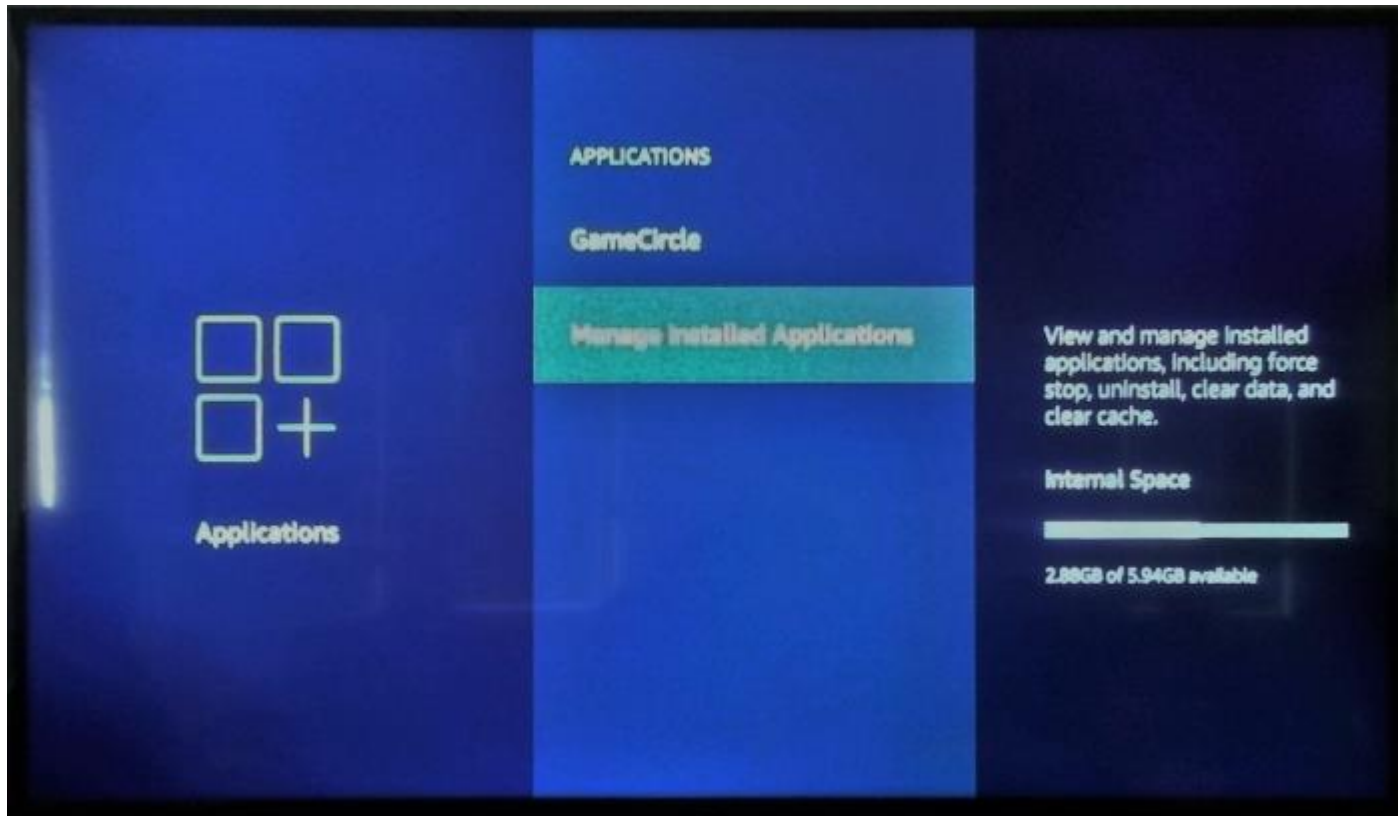
Fire TV Preferences Settings Screen

Configuring Fire TV Settings (5)



Fire TV Display & Sounds Settings Screen

Configuring Fire TV Settings (6)

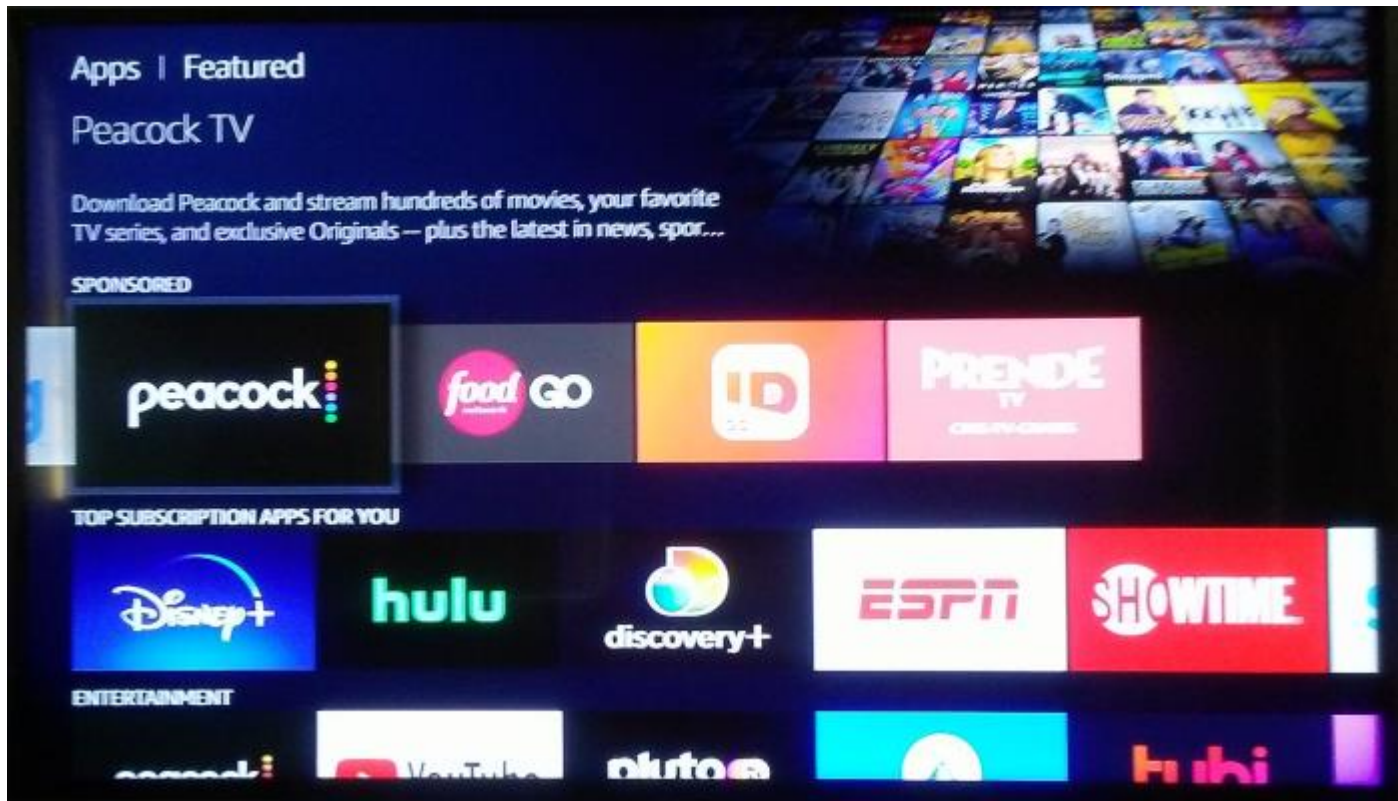


Fire TV Applications Settings Screen

Installing Fire TV Apps (1)

- **On the Home Screen, select Apps**
 - This will display a panel of available and installed apps
 - You can select and remove apps you no longer want (Settings > Applications)
- **You can search the Amazon App store for new apps**
 - When you find one you want (e.g. Peacock) you can select it to download and install it.
 - If it's an app for a streaming service like Apple TV+, you will have to *register your Apple TV+ account with that app.*
- **Once an app is installed, you can navigate to and select it. That will start that app up and connect you to that app's streaming service.**

Installing Fire TV Apps (2)



Fire TV Apps Screen with Peacock Selected

Installing Fire TV Apps (3)



Fire TV “Get App” Screen for Peacock TV

Installing Fire TV Apps (4)



Fire TV Installing App Screen for Peacock TV

Installing Fire TV Apps (5)



Fire TV - Peacock TV App Running

Touring Amazon Prime Video

- **Available for free to Amazon Prime Subscribers**
 - App is built-in on Fire TV devices
 - Available on most smart TVs, Roku and other streaming devices
 - Can also be accessed directly via a web browser:
https://www.amazon.com/gp/video/storefront/ref=sv_atv_logo
- **Web Interface is very similar to that on Fire TV**
 - Horizontal bands of thumbnails you can scroll through left, right, up down.
 - Select a thumbnail to see a detailed view. Can select a “Play” button to view.
- **Includes lots of “Amazon original” content.**
- **Also offers IMDB (free with ads) content (many series)**