

Password Managers

Howard Verne

7/24/2013

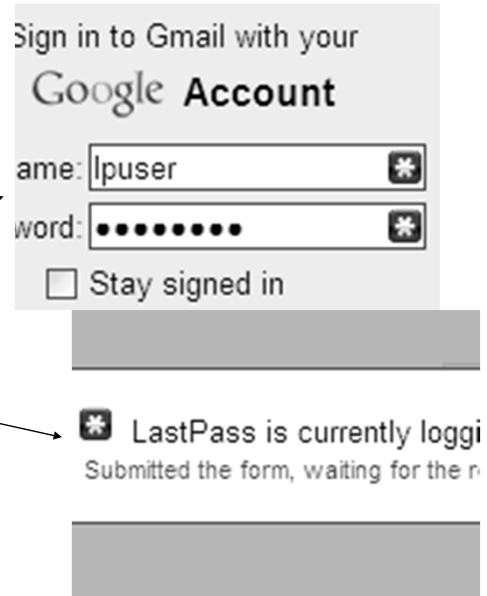


Why

- **Saves** your passwords and **Logs You In automatically**.
- Fills long Web forms (including Credit Card Info) with one click.
- **Encrypts** your passwords for **complete security**.
- **Generates** random/secure passwords to defeat hackers
- **Backs up** passwords, copies them between Devices.
- **Mobile Device-friendly**: sync your passwords to IOS, Android and others
- **Neutral**: works with Internet Explorer, Chrome, Firefox and Safari

Last Pass Site Login - 1

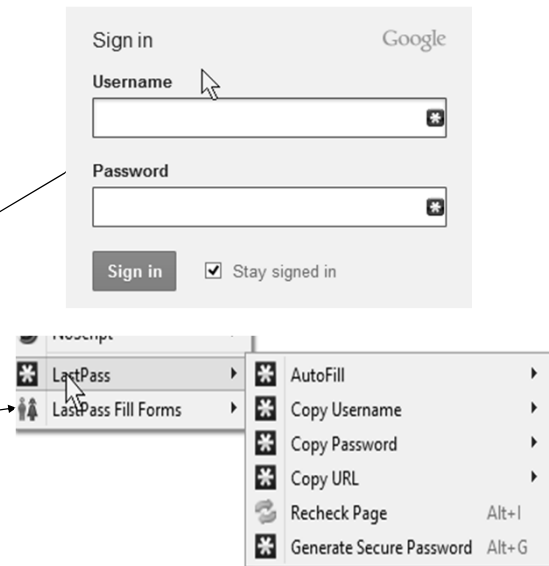
- When you navigate to a sign in site which you have set up in LastPass
 - If you selected Auto Login
 - The sign in fields are highlighted
 - They are filled out and the login is initiated



3

Last Pass Site Login - 2

- When you navigate to a sign in site which you have set up in LastPass
 - If you Did Not select Auto Login
 - The sign in fields are highlighted
 - Right Clicking on a field produces this menu



4

HV1

Adding a Site

• Automatically Saving A Site

- The easiest and best way to add new sites to LastPass is to simply go to the site and login as you normally would. LastPass will present you with the following

Should LastPass remember this password?

Save Site

Never For This ...

Not Now

x

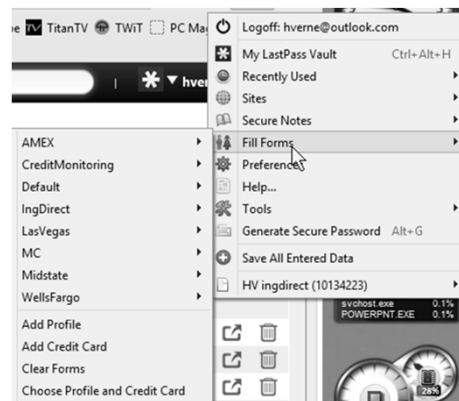
- When you press the Save Site button, LP will pop the 'Save LastPass Site' dialog:
- AutoLogin
 - Automatically fill out forms and log in user



LastPass in IE/Firefox

Left Click Menu

- Left Click Menu



6



LastPass in IE/Firefox

LastPass Vault

LastPass****

Search Vault

Vault

Form Fill Profiles

Identities

Shares

Credit Monitoring

Enterprise

Video

- Vault
 - Passwords and login Links
- Profiles
 - Personal and Finance information
- Identities
 - You can separate work and personal data

7



LastPass in IE/Firefox

LastPass Vault

LastPass****

Vault

Form Fill Profiles

Identities

Shares

Credit Monitoring

Enterprise

Video

- Shares
 - Share sites securely from your vault with other LastPass users!
- Credit Monitoring
 - Extra cost feature
- Enterprise
 - For Business Users
- Video - Tutorials

8

HV1

Profiles - 1

Edit Form Fill Profile

LastPass ****

Profile Name Profile Language English

Personal Information Contact Information Credit Card Information Bank Account Information Custom Fields Notes

Title Please Select Company
 First Name Address 1
 Middle Name Address 2
 Last Name Address 3
 Username City / Town
 Gender Please Select County
 Birthday State / Province
 Social Security Number ZIP / Postal Code
 Country United States
 Time Zone (-05:00) Eastern Time (US & Canada)

9

HV1

Profiles - 2

LastPass ****

Profile Name Profile Language English

Credit Card Information Notes

Name on Card
 Credit Card Number
 Start Date
 Expiration Date
 Security Code Last 3 digits on back of card, or for American Express, last 4 digits in small print on front
 Issue Number Only applicable to certain European brands of debit cards, such as Maestro

10

Slide 9

HV1 Howard Verne, 6/18/2013

Slide 10

HV1 Howard Verne, 6/18/2013

Secure Notes

- LastPass Secure Notes allow you to store private information safely and securely. Think of it as a password-protected, digital notepad that you can access from anywhere, at anytime. Some examples of data that you might save in a Secure Note include bank account numbers, Social Security numbers, passport numbers, combinations to safes, etc.
- Since all sensitive data is encrypted locally on your computer with the key that only you know before it is sent to LastPass, you can store your most sensitive data with the knowledge that it is completely safe.
- Just like all of your LastPass data, your Secure Notes will be available from any location with an Internet connection via your LastPass Vault. They are grouped together in a Secure Notes folder:

11

Changing to a Secure Password - 1

- When you launch the 'Change password' page. When you focus on the 'old password' field by clicking on it, LastPass should prompt you with a notification. Select Fill Current



- After clicking 'Fill Current' and autofilling the password, you can then click 'Generate' to create a random, unique password:

12

Changing to a Secure Password - 2



- Select Generate to enter the generated password twice
- Now click 'Save' to submit the changes to the website. After clicking Save, LastPass will prompt you to either 'Confirm' or 'Save New Site'

 LastPass detected a password change for domain: google.com Confirm Save New Site X

13

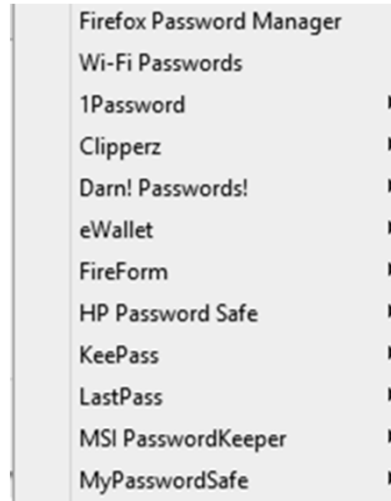
Using a Thumb Drive

- For users of Windows and Mac a version of LastPass that is compatible with [FireFox Portable](#) (Firefox 2.0+) and [Chrome Portable](#) (Chrome 4+, Windows and Linux only) can be installed on your USB thumb drive. If you frequently use public or untrusted computers, the Portable option is an ideal way to securely access your LastPass Vault.

14

Importing Passwords - 1

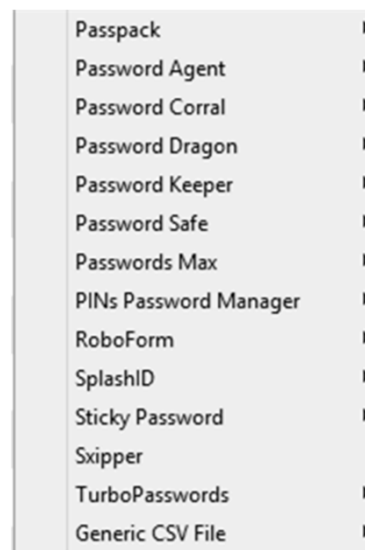
- To begin, click on the LastPass Icon, click the Tools submenu, and click Import From:



15

Importing Passwords - 2

- To begin, click on the LastPass Icon, click the Tools submenu, and click Import From:



16

HV1

Editing Vault Entries

- You can edit/correct Vault Entries

Edit Site Information
 Last Modified: 2012-02-23 14:01:54

Name: LastPass
 Group: Support Sites
 Favorite:
 URL: https://lastpass.com [open]
 Username: lpuser@lastpass.com
 Password: [show]
 Notes: https://my.scholastic.com/sps_my_account/accmgmt/GenericSignin.jsp
 Form Fields: Edit Form Fields
 Require Password:
 Reprompt:
 Never AutoFill:
 AutoLogin: ?
 Update Cancel

17

Password Manager Summary

- Last Pass
 - Download https://lastpass.com/misc_download.php
 - \$1/Mo: Versions for Mobile Devices
 - Free: No Mobile devices
- Handy Password \$29.92
 - Apple <http://www.handypassword.com/>
 - Mac (Lion), IOS , Windows

18

Password Manager Summary

- Kaspersky \$24.95
 - Google <http://usa.kaspersky.com/products-services/home-computer-security/password-manager>
 - Win, Mac, IOS, Android
- Roboform \$9.95
 - Dropbox <http://www.roboform.com/>
 - Win, Mac, IOS, Android
- Sticky Password \$24.99
 - Amazon <http://www.stickypassword.com/>
 - Win, Mac, IOS, Android, purchased MP3 files stored for free.

19

Password Manager Reviews

- PC Magazine
<http://www.pcmag.com/article2/0,2817,2407168,00.asp>
- InfoWorld <https://www.infoworld.com/d/security/review-7-password-managers-windows-mac-os-x-ios-and-android-189597>
- PC World
http://www.pcworld.com/article/208113/Best_Password_Managers_Top_4_Reviewed.html
- Inc Magazine <http://www.inc.com/magazine/201303/john-brandon/review-password-management-tools.html>

20

2 Factor authentication

- In addition to User Name and Password, the first time you log in from a new computer/browser
- You must supply a 1 time password (or use biometric verification)
 - This can either be sent to your smart phone
 - Or generated by an "App" such as the *Google Authenticator*
 - To use the Google Authenticator
 - When you set up 2 Factor authentication for a site, you specify that you will be using the Google Authenticator
 - The site then shows you a "QR" code which Google Authenticator reads and uses to generate subsequent One Time Passwords
 - Supported by
 - Google/Lastpass/Dropbox/Microsoft/Facebook/Twitter/YahooMail/PayPal